

Cub Scout Den Meeting Outline

Month: **October**

Week: **1**

Point of the Scout Law: **Brave**

	Tiger	Wolf	Bear	Webelos	Arrow of Light
Before the Meeting	Gather materials for gathering and other activities, games and have home assignments (if any) ready.	Gather materials for gathering and other activities, games and have home assignments (if any) ready.	Gather materials for gathering and other activities, games and have home assignments (if any) ready.	Gather materials for gathering and other activities, games and have home assignments (if any) ready.	Gather materials for gathering and other activities, games and have home assignments (if any) ready.
Gathering	Hidden Pictures: Magical Thinking				
Opening	Brave Opening				
Activities/Project	All about Teams				
Game/Song	Batting Down the Line; Line Up; Forehead Squeeze Relay; Reflection Time				
Business items/Take home	Cyber Chip Team Tiger 3	Cyber Chip	Cyber Chip	Cyber Chip	Cyber Chip
Closing	Let's Be a Team Closing				
After the meeting					

Materials:

Gathering: copies of Hidden Pictures, pencils

Opening: flag

Project/Activity: none

Game/Song: instructions, balloons, tennis balls

Closing: closing cards

Home assignments: None

Advancement:

Cyber Chip – Home Assignment








Tiger - Team Tiger 1, 3; Games Tigers Play 1a, 1b, 1c









Bear – Grin and Bear It 1








Can you find these
Hidden Pictures®





Magical Thinking




By Larry Daste


-  slice of pizza
-  pear
-  thimble
-  flashlight
-  funnel
-  heart
-  snake

-  saw
-  belt
-  caterpillar
-  ring
-  mug
-  saucepan
-  crescent moon
-  boomerang

-  ice-cream cone
-  musical note
-  slice of bread
-  worm
-  candle
-  lollipop
-  toothbrush

-  flag
-  needle
-  balloon
-  paintbrush

-  hammer
-  tack
-  T-shirt



In this big picture, find the slice of pizza, pear, thimble, flashlight, funnel, heart, saw, snake, belt, caterpillar, ring, mug, saucepan, crescent moon, boomerang, slice of bread, worm, candle, lollipop, needle, toothbrush, flag, paintbrush, balloon, hammer, tack, and T-shirt.

Brave Opening

Lead the following discussion with the Cub Scouts:

Our Point of the Scout Law for this month of “Brave.”

Who can tell me what they think it means to be “brave”?

[Cub Scouts probably have an idea of what it means to be “brave”. Integrate as many of their answers as possible while you make sure that they understand that **Being brave means that a Scout has the courage to stand for what he thinks is right even if others laugh at him or threaten him.**

How can Cub Scouts be brave?

[Listen to their responses and remind them to realize that they can be brave in many situations – anytime they are the least bit worried or scared – and that it’s not easy to be brave. Standing up for what is right can be difficult if you are standing alone. If you need to, give some examples of people who have been brave.]

Let’s have a great day in Cub Scouting today.

Let’s say the Pledge of Allegiance and the Scout Oath [repeat it with me].

All About Teams

Materials: Paper, pencil/marker to write down answers (optional)

Have a conversation with the Cub Scouts about teams. Feel free to write down their responses to your questions on the paper.

Ask the following questions:

- What is a team?
 - What kinds of teams are there? Are there only sports teams?
 - Work teams, family teams, Cub Scout den team, school team, neighborhood teams?
- What teams are you a part of?
- How can a team do more than one person?

Emphasize that we are all on many teams and we can all help all of our teams to be the best team ever!



Batting Down the Line

Materials: Inflated balloons (one per each group of 8-10 Cub Scouts)

Instructions:

1. Have 8-10 Cub Scouts per group. Have each group stand in a line about two feet apart.
2. On a signal, the first player bats a balloon to the player next to him, who bats it to the next player, and so on until the balloon reaches the end of the line.
3. If the balloon touches the ground, a player must take it to the start of the line, and the players must begin again.



Character compass: A Scout is loyal. Team-building games help you practice being true to the members of your den.

Cub Scout Bear Handbook, page 93

Forehead Squeeze Relay

Materials: Tennis balls (enough for one ball for every 8-10 Cub Scouts)

Instructions:

1. Have each Cub Scout get a buddy.
2. The object of the game is for two players on each team to carry a ball across the room and back again by holding the ball between their foreheads. If they drop it, they must start again.



When the first pair returns to the starting point, the next pair begins. Keep playing until all players have had a turn. The trick with this game is to see how fast you can move without dropping the ball.

Line Up

Materials: “Honor Blindfolds” (Players promise to keep their eyes closed)

Instructions:

1. Divide Cub Scout into groups of 8-10 Cub Scouts.
2. Cub Scouts will line up facing the same direction based on criteria that will be given to them.
3. Criteria for the Cub Scouts to use as they line up:
 1. With talking and with “honor blindfolds” on, Cub Scouts will line up from the shortest to the tallest.
 2. Without talking, Cub Scouts will line up by birthday (month and day of month)
 3. Without talking, Cub Scouts will line up by how many siblings they have.
 4. With talking and with “honor blindfolds” on, Cub Scouts will line up alphabetically by last name.
 5. Without talking, Cub Scouts will line up by shoe size.



Reflection Time


Materials: None

Cubmaster or Den leader to Cub Scouts sitting on the floor or on chairs:

We have played some fun team games today!

[Ask the following questions and try to help Cub Scouts realize that being a team can be fun and working as a team is much more productive than one person trying to do all the work.]

- How did you know you did your best?
- How did you make sure everyone was included?
- How do you know that everyone had fun?
- How would you make the game different next time?
- What did these games teach you about teamwork?
- How was this game related to the Scout Law?



Let's Be A Team Closing

Materials:

Four cards with the letters T, E, A and M written on them.

Pick up each card one at a time and hold up for everyone to see. Four Cub Scouts could be asked to come and help you by holding each card after you have talked about the letters.



Cubmaster:

T is for together.

E is for everyone.

A is for all.

M is for many.

Notice that there is no “I” in team. It takes everyone working together to be a team. Let’s think of our pack as a team and work together. Let’s give each other encouragement and support and help each other.

T

E

A

M

Name _____

October Week 1

Home Assignment

___ **Tiger** – Team Tiger 3
3 – Pick two chores you will do at home
once a week for a month.

Akela's OK Date

**Return this paper to Cub Scout meeting after
you have completed the assignment.**

Name _____

October Week 1

Home Assignment

___ **Tiger** – Team Tiger 3
3 – Pick two chores you will do at home
once a week for a month.

Akela's OK Date

**Return this paper to Cub Scout meeting after
you have completed the assignment.**

Name _____

October Week 1

Home Assignment

___ **Tiger** – Team Tiger 3
3 – Pick two chores you will do at home
once a week for a month.

Akela's OK Date

**Return this paper to Cub Scout meeting after
you have completed the assignment.**

Name _____

October Week 1

Home Assignment

___ **Tiger** – Team Tiger 3
3 – Pick two chores you will do at home
once a week for a month.

Akela's OK Date

**Return this paper to Cub Scout meeting after
you have completed the assignment.**

Name _____

October Week 1

Home Assignment – all ranks

____ Earn the Cyber Chip Award* for your age by following the appropriate link (for your grade) at <http://www.scouting.org/cyberchip.aspx>.

*If your family does not have Internet access at home AND you do not have ready Internet access at school or another public place or via a mobile device, the Cyber Chip portion of this requirement may be waived by your parent or guardian.

Akela’s OK

Date

Return this paper to Cub Scout meeting after you have completed the assignment.

Name _____

October Week 1

Home Assignment – all ranks

____ Earn the Cyber Chip Award* for your age by following the appropriate link (for your grade) at <http://www.scouting.org/cyberchip.aspx>.

*If your family does not have Internet access at home AND you do not have ready Internet access at school or another public place or via a mobile device, the Cyber Chip portion of this requirement may be waived by your parent or guardian.

Akela’s OK

Date

Return this paper to Cub Scout meeting after you have completed the assignment.

Name _____

October Week 1

Home Assignment – all ranks

____ Earn the Cyber Chip Award* for your age by following the appropriate link (for your grade) at <http://www.scouting.org/cyberchip.aspx>.

*If your family does not have Internet access at home AND you do not have ready Internet access at school or another public place or via a mobile device, the Cyber Chip portion of this requirement may be waived by your parent or guardian.

Akela’s OK

Date

Return this paper to Cub Scout meeting after you have completed the assignment.

Name _____

October Week 1

Home Assignment – all ranks

____ Earn the Cyber Chip Award* for your age by following the appropriate link (for your grade) at <http://www.scouting.org/cyberchip.aspx>.

*If your family does not have Internet access at home AND you do not have ready Internet access at school or another public place or via a mobile device, the Cyber Chip portion of this requirement may be waived by your parent or guardian.

Akela’s OK

Date

Return this paper to Cub Scout meeting after you have completed the assignment.