

# Cub Scout Den Meeting Outline

Month: **March**

Week: **1**

Point of the Scout Law: **Loyal**

	Tiger	Wolf	Bear	Webelos	Arrow of Light
Before the Meeting	Gather materials for gathering and other activities, games and have home assignments (if any) ready.	Gather materials for gathering and other activities, games and have home assignments (if any) ready.	Gather materials for gathering and other activities, games and have home assignments (if any) ready.	Gather materials for gathering and other activities, games and have home assignments (if any) ready.	Gather materials for gathering and other activities, games and have home assignments (if any) ready.
Gathering	Flying Machines Dot to Dot				
Opening	Loyal Opening				
Activity	Amazing Airplanes				
Game	Pocket Tag				
Business items/Take home	None	None	None	None	None
Closing	Loyal to Your Friends Closing				
After the meeting					

**Materials:**

Gathering: copies of Dot to Dot, pencils, markers

Opening: flag

Project/Activity: craft sticks, glue, markers, foam, scissors, clothespins

Game/Song: None

Closing: None

Home assignments: None

Advancement:

Tiger -

Wolf –


Bear –

Webelos –

Arrow of Light –

# Flying Machines Dot to Dot

Connect the dots on the front and back... Then color the flying machines!





## Loyal Opening

Lead the following discussion with the Cub Scouts:

**Our point of the Scout Law for this month is “Loyal”.**

***Who can tell me what they being “Loyal” means?***

[Cub Scouts probably have an idea of what it means to be “Loyal” means.]  
Integrate as many of their answers as possible while you make sure that they understand that **a Scout is being loyal when he is true (or faithful) to his family, friends, Scout leaders, school and nation.**

***How can a Cub Scout be loyal?***

[Listen to their responses and remind them to realize that they choose to be loyal in many situations – as they fulfill commitments, promises and responsibilities in their families, with friends, with leaders and teachers and with everyone they come in contact. It is not always easy to be loyal. But it is good to have true friends, family and leaders that are loyal to you. If you need to, give some examples or stories of people who show loyalty. ]

***Let’s have a great day in Cub Scouting today.***

***Let’s say the Pledge of Allegiance and the Scout Oath and Law.***

# Amazing Airplanes


## Materials:


- 1 spring clothespin (3" long)
- 2 regular craft sticks (4½" long)
- 1 mini craft stick (2½" long)
- small piece of foam (1" x 1" square)
- Glue
- Markers
- Magnetic strip (2" piece and a ½" piece)
- Scissors



## Instructions:

1. Color the clothespin and craft sticks the colors desired. You may want to give them contrasting colors or even make designs on them.
2. Glue one regular craft stick centered on the top front of the clothespin right above the hole in the clothespin.
3. Glue the other regular craft stick centered on the bottom front of the clothespin – right below the hole in the clothespin.
4. Glue the mini craft stick to the back of the clothespin.
5. While the glue for the craft sticks dries, use the template to cut out the tail piece from foam for the airplane.
6. If you are turning the airplane into a refrigerator magnet, glue the magnet strip to the bottom of the airplane. The strip may need to be cut into two pieces (see sizes in the material list) and attached.
7. Glue the foam tail piece to the top of the mini craft stick with the curved edge facing the front of the plane.





## Pocket Tag

**Materials:**

None

**Objective:**

The Cub Scout who is the last person to be tagged is the winner.

Pocket tag is played like regular tag –

-Choose someone to be “it” and determine a home base.

-“It” closes their eyes and counts to a certain number (10, 15 or 20) and then begins to tag people.

The difference in “Pocket Tag” is that the boys have to run with one hand in a back pocket (or in a pretend back pocket if they don’t actually have a back pocket). If this seems to easy, they had run to tag with two hands in their back pockets. Tagging is done with an elbow if both hands are in back pockets.



# Loyal to Your Friends Closing

**Materials:**

None

**Cubmaster:**

This month we've be talking and learning about the point of the Scout Law – Loyal.



We love having friends. We like to play games with our friends and spending time with our friends. Sometimes friends need help. True and good friends help us and support us. They are loyal to us and loyal to our friendship.

Loyal friends can help us do the right thing, even if you're not sure it will work. Go do your best to be the best friend that you can be!