

Cub Scout Den Meeting Outline

Month: **February**

Week: **3**

Point of the Scout Law: **Cheerful**

	Tiger	Wolf	Bear	Webelos	Arrow of Light
Before the Meeting	Gather materials for gathering and other activities, games and have home assignments (if any) ready.	Gather materials for gathering and other activities, games and have home assignments (if any) ready.	Gather materials for gathering and other activities, games and have home assignments (if any) ready.	Gather materials for gathering and other activities, games and have home assignments (if any) ready.	Gather materials for gathering and other activities, games and have home assignments (if any) ready.
Gathering	Presidents Word Search				
Opening	Proud of America Opening				
Game	What's His Name Relay				
Activity	Toothpick Architecture				
Business items/Take home	None	None	None	None	None
Closing	Friendship Closing				
After the meeting					

Materials:

Gathering: copies of Word Search, pencils

Opening: flag

Game: Presidents resource sheet

Project: toothpicks, modeling clay, wax paper

Closing: None

Home assignments: None

Advancement:

Tiger - None

Wolf – None

Bear – None

Webelos – None

Arrow of Light – None



Presidents Word Search



N O T G N I H S A W T P S E N
Y R H Z H S N Y J X N R E Y Y
U T J E J Q A J C X E O T Q P
D C I P L D G O T D D M A M S
E H V N H P I Q M A I I T W W
L K O T U K B Q U L S S S Z W
D I R F J M W O R K E E C T Z
N I N J A Z M S F J R W E Y W
B D U C D L E O C N P N G V C
L T E L O R D V C O U N T R Y
A P I T V L N O I T A N C S K
W U A I I L N Z A D K Q W M B
B V C S T N D F C K B Y R M O
J E Y R N L U A N V A W G V V
S L O X N B Y M B W I U Y C D

Find the following words:

Birthday

Build

Community

Country

Help

Law

Lincoln

Nation

President

Promise

Service

States

United

Washington

Work



Presidents Word Search



N O T G N I H S A W T P S E N
 Y R H Z H S N Y J X N R E Y Y
 U T J E J Q A J C X E O T Q P
 D C I P L D G O T D D M A M S
 E H V N H P I Q M A I I T W W
 L K O T U K B Q U L S S S Z W
 D I R F J M W O R K E E C T Z
 N I N J A Z M S F J R W E Y W
 B D U C D L E O C N P N G V C
 L T E L O R D V C O U N T R Y
 A P I T V L N O I T A N C S K
 W U A I I L N Z A D K Q W M B
 B V C S T N D F C K B Y R M O
 J E Y R N L U A N V A W G V V
 S L O X N B Y M B W I U Y C D

Find the following words:

Birthday

Build

Community

Country

Help

Law

Lincoln

Nation

President

Promise

Service

States

United

Washington

Work

Proud of America Opening


Materials:

flag


Submaster:

“O beautiful for spacious skies, for amber waves of grain, for purple mountain majesties, above the fruited plain!” The United States of America is beautiful, from the states filled with history, to the mountains and forests of the west, to where we live here in Texas. We are proud of America and pledge ourselves to do our best to keep it beautiful. There is beauty in each of our 50 states, and our United States flag represents those states.

Please stand and join me in the Pledge of Allegiance to our flag.



What's His Name Relay



Materials:

masking tape for lines

Instructions:

Divide Cub Scouts into relay teams with equal team sizes if possible. Mark a starting line and a turning line for each team – making the turn line 15-20 feet away from the starting line.

Have each team line up behind their starting line.

On “go”, the first runner in each team’s line will run to the turn line and then run back to the next player on their team. Before the second runner can begin to run, the first runner has to give the name of a person who has been a President of the United States.

The second runner runs to the turning line and returns to his team and gives the name of a person who has been a President of the United States. The name the second player gives cannot be the same name as one given by the first runner on the team.

If the team can no longer come up with president’s names, the runner (before running) will need to see a leader who has the resource sheet (list of presidents) and ask for a name. The leader will give them a name – and it may take a few tries to find a name that hasn’t been given by other runners before. This will take time, so the team will lose time if they have to ask a leader for a name.

The first team to complete the running and have all runners say different names of presidents, wins the game!

Variation:

This game could also continue for a certain amount of time.

List of Presidents of the United States

1. George Washington (1789-1797)
2. John Adams (1797-1801)
3. Thomas Jefferson (1801-1809)
4. James Madison (1809-1817)
5. James Monroe (1817-1825)
6. John Quincy Adams (1825-1829)
7. Andrew Jackson (1829-1837)
8. Martin Van Buren (1837-1841)
9. William H. Harrison (1841)
10. John Tyler (1841-1845)
11. James K. Polk (1841-1849)
12. Zachary Taylor (1849-1850)
13. Millard Fillmore (1850-1853)
14. Franklin Pierce (1853-1857)
15. James Buchanan (1857-1861)
16. Abraham Lincoln (1861-1865)
17. Andrew Johnson (1865-1869)
18. Ulysses S. Grant (1869-1877)
19. Rutherford B. Hayes (1877-1881)
20. James A. Garfield (1881)
21. Chester A. Arthur (1881-1885)
22. Grover Cleveland (1885-1889)
23. Benjamin Harrison (1889-1893)
24. Grover Cleveland (1893-1897)
25. William McKinley (1897-1901)
26. Theodore Roosevelt (1901-1909)
27. William H. Taft (1909-1913)
28. Woodrow Wilson (1913-1921)
29. Warren G. Harding (1921-1923)
30. Calvin Coolidge (1923-1929)
31. Herbert Hoover (1929-1933)
32. Franklin D. Roosevelt (1933-1945)
33. Harry S. Truman (1945-1953)
34. Dwight D. Eisenhower (1953-1961)
35. John F. Kennedy (1961-1963)
36. Lyndon B. Johnson (1963-1969)
37. Richard M. Nixon (1969-1974)
38. Gerald R. Ford (1974-1977)
39. Jimmy Carter (1977-1981)
40. Ronald Reagan (1981-1989)
41. George H. W. Bush (1989-1993)
42. Bill Clinton (1993-2001)
43. George W. Bush (2001-2009)
44. Barack Hussein Obama (2009-2017)
45. Donald John Trump (2017-present)

Toothpick Architecture

With toothpick architecture, Cub Scouts can create all kinds of things. This project lets you build whatever their imagination dreams up!

Materials:

Waxed paper

Toothpicks - 30 per Cub Scout

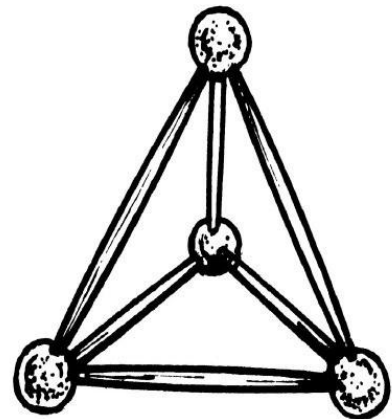
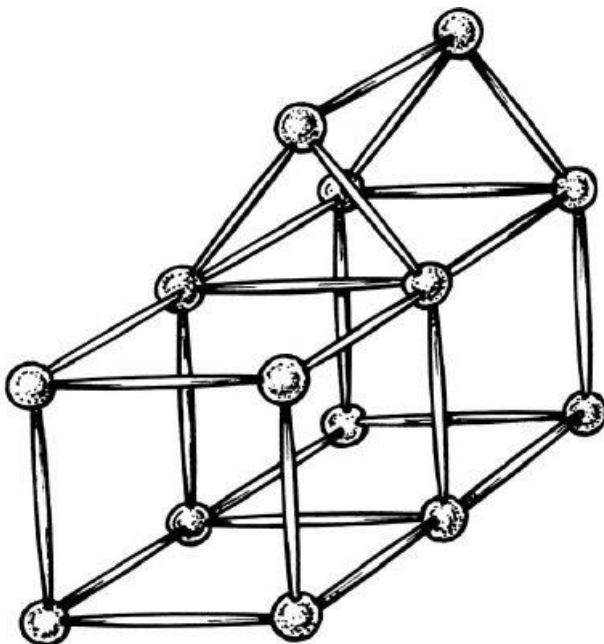
Modeling clay

Before beginning, demonstrate what a clay ball $\frac{1}{4}$ inch in diameter looks like.

Step 1: Have each Cub Scout place a sheet of waxed paper over their work surface. Then have them roll the clay into several $\frac{1}{4}$ inch balls. (The number of balls they make will depend on what they choose to make, since the clay balls are the anchor joints of their toothpick creation.)

Step 2: Insert a toothpick into a ball of clay. Connect the toothpick to another ball of clay. Continue connecting toothpicks with the clay until each boy has completed their structure.

Here are some suggestions of what Cub Scouts could build.



Friendship Closing

Materials:

None

Have the Cub Scouts and leaders form a circle.

Cubmaster:

We are in this big circle of friends. Let us make the Cub Scout sign and say the Scout Oath and Scout Law together.

[Make the Cub Scout sign and say the Scout Oath and Scout Law together.]

Part of that Scout Oath says that we will help other people. Part of the Scout Law says that a Scout is kind. I hope that we can help other people and be kind to people every day.

Have a great week!

