

# Cub Scout Den Meeting Outline

Month: **August**

Week: **4**

Point of the Scout Law: **Friendly**

	Tiger	Wolf	Bear	Webelos	Arrow of Light
Before the Meeting	Gather materials for gathering and other activities, games and have home assignments (if any) ready.	Gather materials for gathering and other activities, games and have home assignments (if any) ready.	Gather materials for gathering and other activities, games and have home assignments (if any) ready.	Gather materials for gathering and other activities, games and have home assignments (if any) ready.	Gather materials for gathering and other activities, games and have home assignments (if any) ready.
Gathering	Where Do You Live?				
Opening	Be Kind to Animals Opening				
Games	Animal Tag, Oh Deer				
Activity	Jumping Frog Origami				
Business items/Take home	None	None	None	None	None
Closing	Thank You Closing				
After the meeting					

**Materials:**

Gathering: copies of Where Do You Live, pencils

Opening: flag

Games: None

Activity: 4"x 6" cards

Closing: None

Home assignments: None

Advancement:

Tiger - None

Wolf – None

Bear – None

Webelos – None

Arrow of Light – None

## Where Do You Live?



Name which part of the country (or at least a state) where we could find the following animals:

**Alligators**

**Moose**

**Lobsters**

**Opossum**

**Raccoons**

**Fireflies**

**Cockroaches**

**Antelopes**

**Grizzly bears**

**Armadillos**

**Elk**

**Manatee**

**Sharks**

**Dolphins**

**Rattlesnakes**

## Where Do You Live?



Name which part of the country (or at least a state) where we could find the following animals:

**Alligators** – southeastern United States (Texas, Louisiana, Oklahoma, Arkansas, Missouri, Mississippi, Alabama, Florida, Georgia, South Carolina)

**Moose** – northwestern United States and Canada (Idaho, Wyoming, Montana, Washington, Utah, North Dakota, Wisconsin, Michigan)

**Lobsters** – Eastern coast of the United States up through the eastern Canadian coast (North Carolina, Maine, New Hampshire, Connecticut, Rhode Island, Virginia, New Jersey)

**Opossum** – Central and eastern United States, western coast of the United States (lots of states)

**Raccoons** – Every state except Alaska and Hawaii

**Fireflies** – States east of the Rocky Mountains

**Antelopes** – Most of the western United States except for Washington state.


**Grizzly bears** – Western United States and the western parts of the central states.

**Armadillos** – central and southeastern United States (Kansas, Texas, Louisiana, Oklahoma, Arkansas, Missouri, Mississippi, Alabama, Florida, Georgia, South Carolina)

**Manatee** – in the waters off of the Florida, Alabama, and North Carolina coasts in the United States

**Rattlesnakes** – Found in every state. Most of the rattlesnakes are found in the southwestern United States.

## Be Kind to Animals Opening



### Materials:

Flag

### Cubmaster or den leader:

Animals live all around us. We may have armadillos and alligators and squirrels that live nearby. What are some of your favorite animals that live in Texas or in the United States. [Share one of your favorite animals that live in Texas or in the United States.]

[Let the Cub Scouts share their favorite animals.]

One point of the Scout Law is the word “kind.” When I ask you to be kind, what does that mean? [Cub Scouts will have many answers to this question.]

Have you ever thought about what it means to “be kind to animals?” What do you think that would mean? [Cub Scout answers may vary, but they should mention – taking care of animals, feeding animals (if they are a pet), not bothering animals (if they are in the wild), not hurting animals, etc.]

Let’s be kind to the animals that live around us.

Join me in the Pledge of Allegiance and the Scout Law.


## Animal Tag

**Materials:**

None

**Directions:**


Have the players in a scattered formation. Select one Cub Scout to be "it." "It" names an animal, and all the players assume the identity of the animal as they move around. "It" also assumes the identity of the animal he named as he tries to tag one of the animals, who then becomes "it."



**Example:** "It" calls "Kangaroo!" and everyone must hop like kangaroos until someone is tagged and person who was tagged chooses a different animal.

## Oh, Deer!

Divide the Cub Scouts into two groups, “the deer” and “the needs of the deer” (water, food and shelter). There should be about twice as many needs as there are deer. Go over instructions and review hand signals with the entire group – food = hands over stomach, water = hands over mouth, shelter = hands above head like a roof.



Have the Cub Scouts form two lines opposite each other and approximately 20 feet from each other. Have them turn their backs so they can't see the other line. While turned away from each other, each of the Scouts needs to decide if they wish to be food, water or shelter. Each of the deer also decides which of the three needs they need. If a Cub Scout chooses food, he puts his hands on his stomach. If a Cub Scout chooses water, he puts his hands on his mouth. If a Cub Scout chooses shelter, he puts his hands above his head like a roof. The deer, while facing away from the needs, also chooses what their need will be by making the corresponding action for what they need.

When ready or on a signal from an adult leader, the Cub Scouts turn toward each other and the deer run towards the needs looking for a match to them. If a deer can find a match, the need is brought over to the deer line and becomes a deer. If a deer cannot find a match, he dies and becomes a need and joins the need line. The new groups repeat what they have just done changing, if they wish, what they are or need.


Do this enough times that a pattern emerges. The system should stabilize. Discuss what has happened and the balance of nature.

# Jumping Frog Origami

## Materials:

4x6 index card (1 per Cub Scout)

Pencil, marker or crayon for drawing eyes

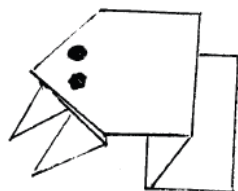
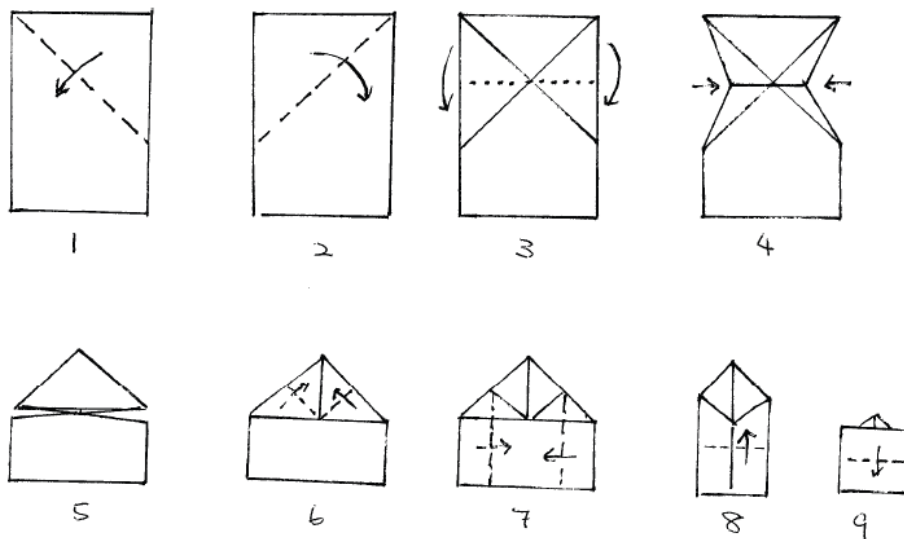


## Directions:

*For each of the folds, make sure you crease them well.*

1. Fold down right top corner. Unfold.
2. Fold down left top corner. Unfold.
3. Fold backward as shown by dotted line. Unfold.
4. Push down at the center of "X" and bring sides to meet in the middle.
5. Push down top triangle.
6. Fold up two points of the top triangle.
7. Fold sides of card to the center.
8. Bring the bottom edge up almost to the top and fold.
9. Fold down top layer.
10. Turn the frog over. You may want to draw eyes.

Stroke the back of frog to make him jump.



## Thank You Closing

All Cub Scouts and leaders stand in a circle.

**Cubmaster:**

We are thankful for the world we live in. We are thankful for its beauty. We are thankful for the animals. Help us to take good care of the animals that share this world with us. Help us to always be out best.

