

# Cub Scout Den Meeting Outline

Month: **August**

Week: **2**

Point of the Scout Law: **Courteous**

	Tiger	Wolf	Bear	Webelos	Arrow of Light
Before the Meeting	Gather materials for gathering and other activities, games and have home assignments (if any) ready.	Gather materials for gathering and other activities, games and have home assignments (if any) ready.	Gather materials for gathering and other activities, games and have home assignments (if any) ready.	Gather materials for gathering and other activities, games and have home assignments (if any) ready.	Gather materials for gathering and other activities, games and have home assignments (if any) ready.
Gathering	Hidden Pictures: Treetop Diners				
Opening	A Tree is a Good Scout				
Games	Squirrel in a Tree				
Activity	Texas State Symbols Coloring Page				
Business items/Take home	None	None	None	None	None
Closing	Wind in the Trees Closing				
After the meeting					

**Materials:**

Gathering: copies of Hidden Pictures, pencils

Opening: flag

Games: none

Activity: copies of Texas Symbols coloring, markers/crayons

Closing: None

Home assignments: None

**Copies:**

Hidden Pictures: Treetop Diners

Texas Symbols Coloring Page

Advancement:

Tiger - None

Wolf – None

Bear – None

Webelos – None

Arrow of Light – None

# Hidden Pictures®

## Treetop Diners

By Sherry Neidigh

Can you find these hidden objects?



pair of shorts



feather



bowl



key



crescent moon



heart



wristwatch



worm



envelope



mitten



mug



needle



tack



In this big picture, find the mug, pair of shorts, key, envelope, needle, crescent moon, heart, worm, feather, bowl, tack, wristwatch, and mitten.

# A Tree is a Good Scout Opening

By Lord Baden Powell


## **Cubmaster or Den leader:**

Did you ever pause to think about how helpful a tree is?


It provides a nesting place for birds, shade from the sun, and protection from the rain. It discards its dead branches, providing wood for building fires and cooking food. A tree adds beauty to the countryside and to camping areas. We much admit that a tree gives a lot more than it receives. We can learn a lesson from the tree—by doing our best to always be helpful to others and by putting our fellow Scouts first and ourselves second.

Remember the lesson we learn from the tree—to give others more than we receive.

Let together say the Pledge of Allegiance and the Scout Oath and Scout Law.



## Squirrel in a Tree



### Materials:

None

Have Cub Scouts line up and count them off as Tree, Tree, Squirrel, and repeat until everyone is a tree or a squirrel.

Have two trees join each other's hands and enclose a squirrel in their circle. There should be trees with squirrels inside spread all over the play area. There should also be several squirrels that are not inside trees.

On the start signal, **squirrels have to leave their trees** in search of a new home (another set of trees).

Once a squirrel finds a new home the pair of trees encloses the squirrel in a circle and waits.

Any squirrels left out become homeless and must wait until there is a signal to run and search for a new home.

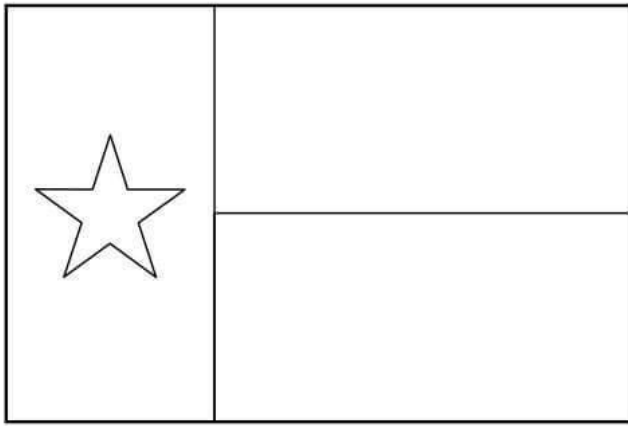
Keep playing over and over until time has run out.

### Variations:

-You could eliminate the squirrels that don't find trees – though when you do that, you also need to eliminate a tree as well. You can eliminate trees until you get to only two trees and two squirrels.

-Another variation is to have “wind in the trees” – meaning the trees can move – making it harder for the squirrels to get in their trees.





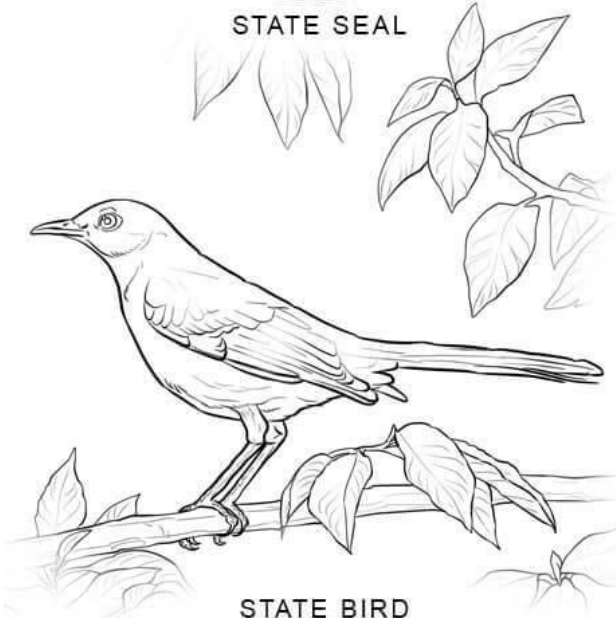
STATE FLAG



STATE TREE  
PECAN



STATE SEAL



STATE BIRD  
NORTHERN MOCKINGBIRD



STATE FLOWER  
BLUEBONNET

# TEXAS STATE SYMBOLS

## Wind in the Trees Closing

### Materials:

None

As we have been reminded today – trees are helpful and necessary. So let's give a cheer for the trees!

We're going to do the "Wind in the Trees" cheer. Everyone will raise their arms above their heads and waves them back and forth.

We can try a Gentle Breeze [move arms slow and easy].  
Let's try a Steady Rush [move arms faster].  
How about a Big Gust [move arms with a jerking motion to one side].  
And we'll end with our Gentle Breeze [move arms slow and easy.]

Let's be thankful for the trees as we end our meeting today.

