

# Cub Scout Den Meeting Outline

Month: **June**

Week: **2**

Point of the Scout Law: **Obedient**

	Tiger	Wolf	Bear	Webelos	Arrow of Light
Before the Meeting	Gather materials for gathering and other activities, games and have home assignments (if any) ready.	Gather materials for gathering and other activities, games and have home assignments (if any) ready.	Gather materials for gathering and other activities, games and have home assignments (if any) ready.	Gather materials for gathering and other activities, games and have home assignments (if any) ready.	Gather materials for gathering and other activities, games and have home assignments (if any) ready.
Gathering	Map Maker Puzzle				
Opening	You're a Grand Old Flag Opening				
Activity	Fill in the Continents				
Game	I'm Going on a Trip				
Business items/Take home	None	None	None	None	None
Closing	Traveling Closing				
After the meeting					

**Materials:**

Gathering: copies of Map Maker Puzzle, crayons/markers

Opening: flag, lyric sheets

Activity: Fill in the Continents sheets, pencils, crayons/markers

Game: None

Closing: None

Home assignments: None

Advancement:

Tiger - None

Wolf – None

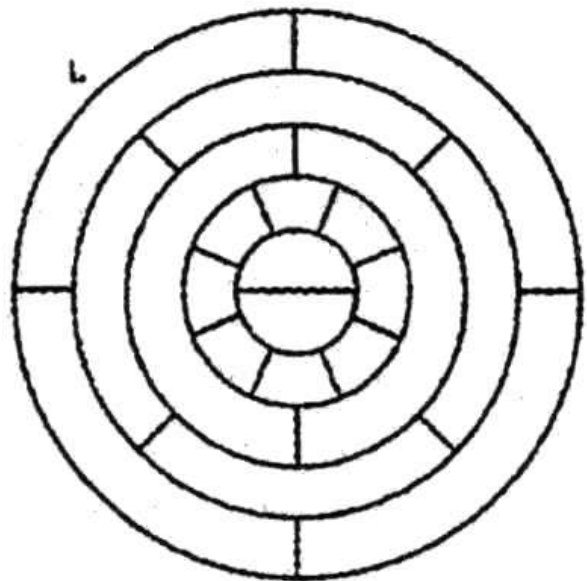
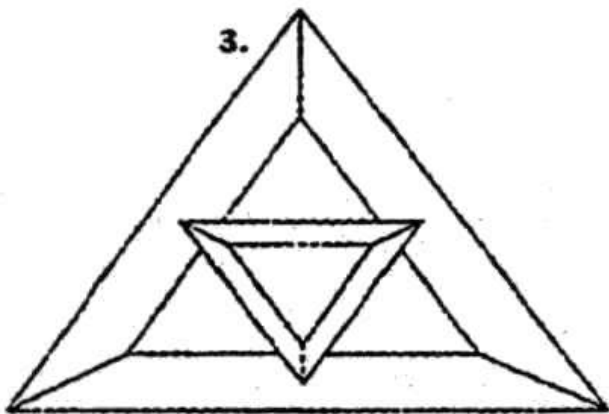
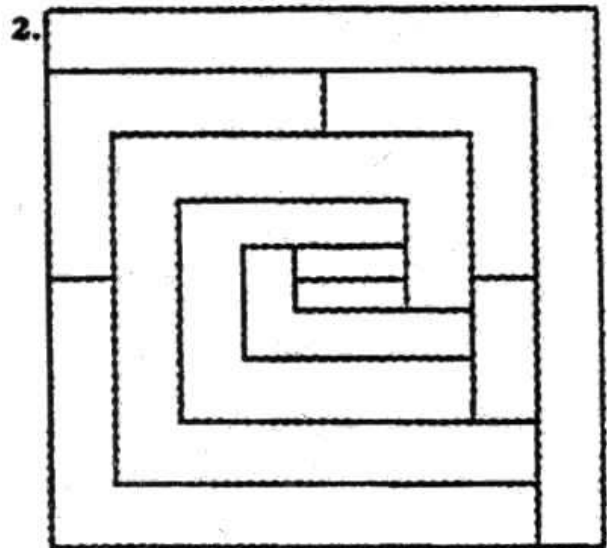
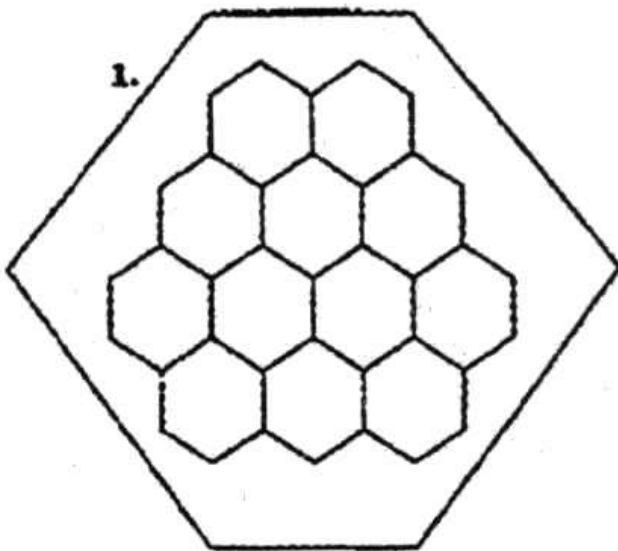
Bear – None

Webelos – None

Arrow of Light – None

## Map Maker

No matter how many countries you have on a map, you only need 4 colors. Use your coloring skills as a map maker to color the “maps” below using only 4 colors. No two areas of the same color can touch. Before you try coloring in your map, first try penciling in the names of the colors. See how many of these 4 “maps” you can color.



## You're a Grand Old Flag Opening



### Materials:

Flag

Song lyric sheets

On June 14<sup>th</sup> we celebrate Flag Day. This is the day that marks an anniversary of our country adopting “The Stars and Stripes” flag back in 1777.

Let us celebrate by singing a song about our United States flag.

### **You're A Grand Old Flag by George M. Cohan**

You're a grand old flag,  
You're a high flying flag  
And forever in peace may you wave.  
You're the emblem of  
The land I love.  
The home of the free and the brave.  
Ev'ry heart beats true  
'neath the Red, White and Blue,  
Where there's never a boast or brag.  
Should auld acquaintance be forgot,  
Keep your eye on the grand old flag.

(Sing it twice.)

Now let us say the Pledge of Allegiance and the Cub Scout Promise.

Note: If you are not familiar with the tune to “You're A Grand Old Flag” you can listen to it by visiting

<http://www.mostfreebies.com/Music/YoureAGrandOldFlag.mp3> .

## **You're A Grand Old Flag**

**by George M. Cohan**

You're a grand old flag,  
You're a high flying flag  
And forever in peace may you wave.  
You're the emblem of  
The land I love.  
The home of the free and the brave.  
Ev'ry heart beats true  
'neath the Red, White and Blue,  
Where there's never a boast or brag.  
Should auld acquaintance be forgot,  
Keep your eye on the grand old flag.

(Sing it twice.)



## **You're A Grand Old Flag**

**by George M. Cohan**

You're a grand old flag,  
You're a high flying flag  
And forever in peace may you wave.  
You're the emblem of  
The land I love.  
The home of the free and the brave.  
Ev'ry heart beats true  
'neath the Red, White and Blue,  
Where there's never a boast or brag.  
Should auld acquaintance be forgot,  
Keep your eye on the grand old flag.

(Sing it twice.)



# Fill in the Continents Instructions

## Materials:

Fill in the Continents sheet – 1 per Cub Scout

Crayons/Markers

Pencils

## Instructions:

Have the Cub Scouts write on the line in each ocean – the name of each ocean. Then have them write the name of each continent on line found in each continent.



If they need some hints, here are the answers:

## Oceans –

Pacific (space to be labeled on the map twice)

Atlantic

Indian

Arctic

## Continents –

North America

South America

Europe

Africa

Asia

Australia

Antarctica (land mass didn't get drawn, but it can be at the bottom of the map)

They can color their maps after successfully labeling them.



## I'm Going on a Trip

### Materials:

None

Have the Cub Scouts sit in one large circle or in several smaller circles depending on the number of Cub Scouts that are in your pack.



Each player has to say something that they would take on their trip that starts with a letter of the alphabet – in alphabetical order...

So the person player could say, "I'm going on a trip and I'm going to take an apple."

Then the second person has to repeat what the first person says and then add to it, "I'm going on a trip and I'm going to take an apple and a baseball."

Then the third person repeats what the second person says and adds the next letter to the list, "I'm going on a trip and I'm going to take an apple, a baseball and a coloring book."

**Make it easier:** If it seems too difficult for each Cub Scout to remember what the previous Cub Scouts have said, have them just go through the alphabet, saying, "I'm going on a trip and I'm going to take a \_\_\_\_\_."

Cub Scouts can be creative as they decide what they take on their trip – and match the letters in the alphabet.

## Traveling Closing

**Materials:**

None

**Cubmaster or Den leader:**

Who likes to go places and see new things? I would imagine that we all like to travel.

Who has visited another state in our United States other than Texas? What was the name of that state? What did you like about it? How did you get there?

Visiting new places helps us to learn new things and be with lots of new people. The world is full of countries and cultures that can help us learn and be respectful and cooperative of all kinds of people.

Think about how you can learn from new friends and places. We'll see you next week. Have a great week!

